

How to upload your COVID TEST RESULTS through the Student Health Patient Portal

- In hopes of ensuring the health of our UCI community, and identifying potential COVID infection early, asymptomatic students living on campus and student athletes are now being tested weekly at specimen collection sites on campus (for some, more frequently).
- It is very important for students who have had previous COVID testing, not performed at the UCI Student Health Center, to upload a copy of these results for completion of their records through the Student Health Patient Portal.
- If you have had multiple COVID tests done previously outside of the UCI Student Health Center, please upload each of them individually. You should NOT upload results for tests done at SHC.
- In particular, those students who have previously tested POSITIVE for COVID will have their uploaded test results reviewed, and may be deemed exempt from weekly testing for 3 months from the date of their positive test.

From the UCI Student Health Center website, click on “Student Health Patient Portal”, and log in:

The image shows a screenshot of the UCI Student Health Center website. At the top is a blue navigation bar with the UCI logo and the text "Student Health Center". To the right of the logo are four menu items: "About Us", "Medical & Dental Services", "Psychiatry & Mental Health Services", and "H Ins". Below the navigation bar is a large banner with a blue and red background featuring virus-like graphics. The banner contains the following text:

- Coronavirus Updates for the UCI Community**
- IMPORTANT NOTICE: COVID-19 TESTING IS NOW MANDATORY FOR ALL STUDENTS RESIDING ON CAMPUS.**
- CLICK FOR MORE INFORMATION**

A yellow arrow points from the "CLICK FOR MORE INFORMATION" text to a sidebar on the left. The sidebar contains three blue buttons with white text:

- Student Health Patient Portal
- New Student Information
- TB Screening and Immunization Requirements

At the bottom of the page, there is a black box with white text that reads:

**ALL UCI STUDENTS
MUST COMPLETE A
DAILY SYMPTOM CHECK
SCREENER**

[Home](#)

[Profile](#)

[Medical Clearances](#) **Not Satisfied**

[Appointments](#)

[Handouts](#)

[Messages](#)

[Letters](#)

[Upload Images/Clearance Forms](#)

[Forms](#) **13 to Complete**

[Survey Forms](#)


[Account Summary](#)

[Lab Results](#)

[Immunizations](#)


[Log Out](#)

From the UCI Student Health Patient Portal, click on “Upload Images/Clearance Forms”:



From the Upload Images/Clearance Forms page in the Portal,
click on “Upload” and attach a copy of your COVID Test Result:

COVID-19 Test Results Upload



Upload

- If you have been previously tested for COVID at a clinic other than the Student Health Center, please upload a copy of the results.
- Students residing on campus and student athletes must undergo regular testing starting the week of October 5th. Details can be found here - <https://uci.edu/coronavirus/students/testing.php>
- If your most recent test results were positive, you may be exempt from weekly testing for a period of three (3) months from the date of the testing.

Status: Upload Required

Confirm the document you wish to upload, edit if needed, and click “Looks Good”:

Verify Upload

Does this image look correct? If it looks wrong for any reason (i.e., wrong orientation, too bright or dark, needs to be cropped), click **Edit Image** and use the image editor controls to adjust the image as appropriate.


or

BioFire® COVID-19 Test v1.0		BIO FIRE	
www.BioFireDiagnostics.com			
Run Summary			
Sample ID:	Example Report	Run Date:	31 Dec 2019 8:00 AM
Detected:	SARS-CoV-2	Internal Controls:	Passed
Equivocal:	None		
Result Summary			
Viruses			
✓ Detected	SARS-CoV-2		
✓ Detected	SARS-CoV-2a		
✓ Detected	SARS-CoV-2d		
✓ Detected	SARS-CoV-2e		
Run Details			
Pouch:	COVID-19 Test v1.0	Protocol:	NPS2 v3.2
Run Status:	Completed	Operator:	Anonymous
Serial No.:	01234567	Instrument:	FA0000
Lot No.:	012345		

Cancel Upload

Edit Image

Looks Good




BE SURE to click “Save”, and confirm the document(s) you have just uploaded:

COVID-19 Test Results Upload

- If you have been previously tested for COVID at a clinic other than the Student Health Center, please upload a copy of the results.
- Students residing on campus and student athletes must undergo regular testing starting the week of October 5th. Details can be found here - <https://uci.edu/coronavirus/students/testing.php>
- If your most recent test results were positive, you may be exempt from weekly testing for a period of three (3) months from the date of the testing.

Upload

Upload




Remove

Edit

Upload

Status: Upload Required

Save



BioFire® COVID-19 Test v1.0		BIO FIRE	
Run Summary		www.BioFireDx.com	
Sample ID:	Example Report	Run Date:	31 Dec 2019 8:00 AM
Detected:	SARS-CoV-2	Internal Controls:	Passed
Equivalocal:	None		
Result Summary		Viruses	
✓ Detected:	SARS-CoV-2		
✓ Detected:	SARS-CoV-2a		
✓ Detected:	SARS-CoV-2b		
✓ Detected:	SARS-CoV-2c		
Run Details			
Posch:	COVID-19 Test v1.0	Protocol:	NFS2 v3.2
Run Status:	Completed	Operator:	Anonymous
Serial No.:	01234567	Instrument:	FA0000
Lot No.:	012345		